

Speech/Language Packet

PRIMARY

Week of May 4-8, 2020

Dear Parents

Welcome to May! Hopefully the weather is making things a little better. Here are the new pages of speech/language activities for the week.

For the articulation pages: you may work on one page for each sound on which your child is currently working. These sounds are listed on the goal pages of your child's IEP (if you need a copy of these goals, please let me know and I can share one with you). The sounds are the same this week, but are mixed through all positions in words.

For the language worksheets: Please review/complete the 2-3 pages of language activities. Sometimes they will be specific to your child's goals. However, these are generally just good language activities to practice. If your child is only working on speech sounds, you could still practice these, just using them to work on those sounds.

Just a reminder- do not worry if your child is not perfect every time- or if they are still struggling with their sounds (or language tasks). Every little bit of practice helps!

The code to access the speech google classroom is **con74vu**. You will need to access this google classroom with your child's school email account (ends in nilesmckinley.org). In the google classroom you will find helpful resources, websites, and apps that may assist you and your child at this time. Current and previous packets (they are now dated) will also be available in the speech google classroom.

Please continue to work on these packets at your pace- they are not meant to stress you or be an added burden. However, continued practice will help your child maintain their current speech and language skills.

Thank you so much for all your hard work and dedication. As a parent myself, I know that this is not an easy time, or an easy task. We are all in this together- so please feel free to contact me:

kathryn.fazekas@nilesmckinley.org. I will be in touch!


Stay healthy and safe!

Kathryn Fazekas, M.A., CCC/SLP

Suggested Ways to Use this Product

1. Use dot markers, crayons, colored pencils, markers, bingo chips, mini objects, etc., to keep students engaged.
2. students roll a die to say the words or use in a phrase or sentence and cover the words with magnetic chips and then use a magnet to sweep them up.
3. Student rolls a die to determine how many words to target.


These are just a few ideas to use on the following “dot” pages- feel free to practice them any way that works for you and your child. Remember, you only need to practice the sounds that are on your child’s current IEP.



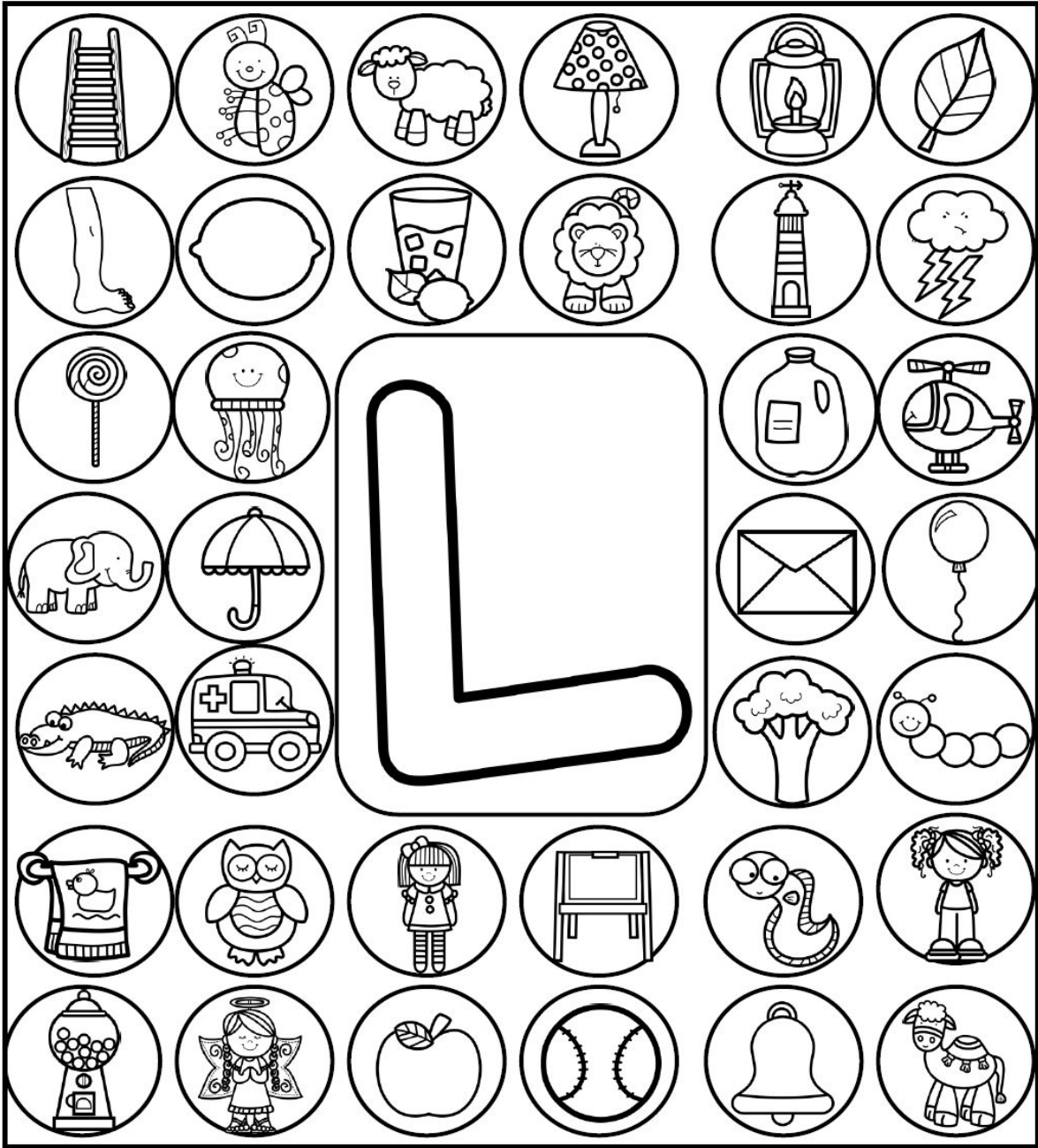
Cake	Camel	Candle	Candy	Car	Card
Carrot	Cat	Caterpillar	Cone	Cookie	Corn
Volcano	Unicorn	Book	Sock	Acorn	Anchor
Broccoli	Donkey	Duck	Ink	Monkey	Helicopter
Ice cream	Raincoat			Jukebox	Necklace
Fork	Hook			Lock	Milk
Neck	Rake			Bike	Yolk



Gallon	Garbage	Gate	Ghost	Gift	Girl
Goat	Goose	Gorilla	Guitar	Gumball	Grapes
Magnet	Alligator	Pig	Mug	Eagle	Flamingo
Hamburger	Hanger	Hotdog	Jug	Kangaroo	Tiger
Wagon	Yogurt			Penguin	Octagon
Wig	Ring			Log	Leg
Dog	Flag			King	Ladybug



Fairy	Fan	Feather	Fence	Fire	Firefly
Fish	Five	Foot	Football	Fork	Four
Flag	Flamingo	Dolphin	Elephant	Floss	Flower
Face	Fruit	Giraffe	Leaf	Festive	Fireworks
Frame	Fishing			Sunflower	Uniform
Gift	Butterfly			Jellyfish	Telephone
UFO	Snowflake			Golf ball	Elf




Ladder	Ladybug	Lamb	Lamp	Lantern	Leaf
Leg	Lemon	Lemonade	Lion	Lighthouse	Lightning
Lollipop	Jellyfish	Doll	Easel	Gallon	Helicopter
Elephant	Umbrella	Apple	Baseball	Envelope	Balloon
Alligator	Ambulance			Broccoli	Caterpillar
Towel	Owl			Eel	Girl
Gumball	Angel			Bell	Camel




Shirt	Shape	She	Shears	Sheep	Sheets
Ship	Shower	Shout	Shade tree	Shamrock	Sharpen
Shellfish	Shelter	Ocean	Eyelashes	Shimmer	Shuffle
Sugar	Shoot	Flash	Dish	Shiny	Sharp
Sheet	Sunshine			Marshmallow	Washington
Mushroom	Wish			Publish	Nation
Hush	Fresh			Toothbrush	Fish



Chain	Champ	Cheap	Charms	China	Child
Cherry pie	Beach ball	Pitching	Creature	Crunchy	Grandchild
Hatchet	Nachos	Beach	Branch	Nature	Patchwork
Question	Touchdown	Patch	Speech	Watching	Furniture
Vulture	Stitch			Sandwich	Rich
Witch	Batch			Bunch	Catch
Hatch	Ouch			Watch	Ostrich




jack-o-lantern	Jacket	Jam	Jar	Jeans	Jell-o
Jellybeans	Jellyfish	Jersey	Jewelry	Jug	Juice
Giraffe	Juice	Foliage	Pledge	Jukebox	Blue jay
Bandage	Angel	Beverage	Voyage	Subject	Vegetables
Budget	Dodge ball			Edges	Knowledge
Cottage	Postage			Page	Storage
Roughage	Package			Orange	Garbage



Sailboat	Sandals	Sandwich	Saw	Scissors	Seahorse
Seal	Seven	Soap	Sun	Sock	Soup
Baseball	Basket	Ax	Books	Eraser	Glasses
Grasshopper	Insect	Goose	Horse	Lifesaver	Ostrich
Pencil	Quesadilla			United States	Upstairs
Address	Ambulance			Dress	Fence
Floss	Glass			House	Juice





























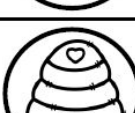






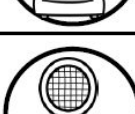


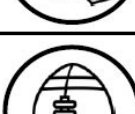
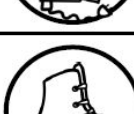
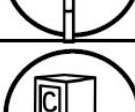
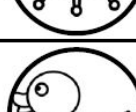




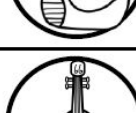





Thigh	Think	Thirsty	Thorn	Thanksgiving	Thirteen
Thirty	Thunder	Thousand	Three	Thaw	Father
Clothes	Toothpaste	Birth	Strength	Northeast	Feather
Wealthy	Healthy	Broth	Bath	Tooth fairy	Mother
Nothing	Toothbrush			Breathing	Athletic
Earth	Birthday cake			Path	Youth
Fifth	Tooth			North	Teeth



Rabbit	Rain	Rainbow	Rake	Racket	Rat
Ray	Robot	Reindeer	Rhino	Ring	River
Rocket	Gorilla	Elevator	Star	Mermaid	Firefly
Acorn	Airplane	Monster	Car	Arrow	Barn
Mushroom	Butterfly			Iron	Popcorn
Carrot	Ear			Umpire	Fire
Alligator	Anchor			Caterpillar	Dinosaur

Negatives

1. Which is <u>not</u> an insect?					
2. Which is <u>not</u> an office supply?					
3. Which is <u>not</u> a farm animal?					
4. Which is <u>not</u> a cleaning supply?					
5. Which is <u>not</u> a breakfast item?					
6. Which is <u>not</u> a costume?					
7. Which is <u>not</u> an electronic?					
8. Which is <u>not</u> a sports item?					
9. Which is <u>not</u> a baby item?					
10. Which is <u>not</u> a beach item?					

When



is a time.

1. When do you get a bandage?

A. garbage B. when you're bleeding C. newspaper




2. When do you wear a scarf?

A. when it snows B. sailboat C. ladder



3. When do you dream?

A. utensils B. bandage C. when you're sleeping




4. When do you use an umbrella?

A. peas B. when it's raining C. overalls



5. When do you wear sunglasses?

A. rabbit B. when it's sunny C. towel



6. When do you wear a swimsuit?

A. while swimming B. jellybeans C. rainbow




7. When do you go to the doctor?

A. scissors B. glasses C. when you're sick




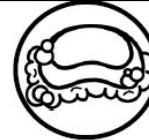
8. When do you wake up?

A. in the morning B. pencil C. box



9. When do you take a bath?

A. jelly B. when you're dirty C. car



10. When do you blow your soup?

A. gift B. milk C. when it's hot



IRREGULAR

PAST TENSE VERB SHEETS #1

Fill in the sentence about what you did yesterday



Today I tear.
Yesterday I

.....




Today I bend.
Yesterday I

.....




Today I win.
Yesterday I

.....



Today I swim.
Yesterday I

.....



Today I take.
Yesterday I

.....



Today I write.
Yesterday I

.....



Today I think.
Yesterday I

.....



Today I begin.
Yesterday I

.....



Today I feed.
Yesterday I

.....



Today I throw.
Yesterday I

.....

IRREGULAR


PAST TENSE VERB SHEETS #2

Fill in the sentence about what you did yesterday



Today I lose.
Yesterday I

.....



Today I say.
Yesterday I

.....



Today I sing.
Yesterday I

.....



Today I make.
Yesterday I

.....



Today I rise.
Yesterday I

.....



Today I send.
Yesterday I

.....



Today I meet.
Yesterday I

.....



Today I run.
Yesterday I

.....



Today I sell.
Yesterday I

.....



Today I sleep.
Yesterday I

.....

Speech/Language Packet

PRIMARY

Week of May 11-15, 2020

Dear Parents

Well, we have almost made it to the end of the school year! Can you believe it?! Here are the new pages of speech/language activities for the week.

For the articulation pages: you may work on one page for each sound on which your child is currently working. These sounds are listed on the goal pages of your child's IEP (if you need a copy of these goals, please let me know and I can share one with you).

For the language worksheets: Please review/complete the 2-3 pages of language activities. Sometimes they will be specific to your child's goals. However, these are generally just good language activities to practice. If your child is only working on speech sounds, you could still practice these, just using them to work on those sounds.

Just a reminder- do not worry if your child is not perfect every time- or if they are still struggling with their sounds (or language tasks). Every little bit of practice helps!

The code to access the speech google classroom is **con74vu**. You will need to access this google classroom with your child's school email account (ends in nilesmckinley.org). In the google classroom you will find helpful resources, websites, and apps that may assist you and your child at this time. Current and previous packets (they are now dated) will also be available in the speech google classroom.

Please continue to work on these packets at your pace- they are not meant to stress you or be an added burden. However, continued practice will help your child maintain their current speech and language skills.

Thank you so much for all your hard work and dedication. As a parent myself, I know that this is not an easy time, or an easy task. We are all in this together- so please feel free to contact me:

kathryn.fazekas@nilesmckinley.org. I will be in touch!

















Stay healthy and safe!

Kathryn Fazekas, M.A., CCC/SLP

















Speech Teammate Worksheet

<p>Initial /k/</p>	<p>/k/ Visual Cue</p> 	<p>Warm-up Sound</p> <p>(k) (k) (k)</p> <p>(k) (k) (k)</p> <p>(k) (k) (k)</p>	<p>Warm-up Syllables</p> <p>(a)</p> <p>(u) (k) (e)</p> <p>(o) (i)</p>
<p>Camping</p>  <p>○ ○ ○ ○ ○</p>	<p>Can Opener</p>  <p>○ ○ ○ ○ ○</p>	<p>Calculator</p>  <p>○ ○ ○ ○ ○</p>	<p>Carrot</p>  <p>○ ○ ○ ○ ○</p>
<p>Cash</p>  <p>○ ○ ○ ○ ○</p>	<p>Castle</p>  <p>○ ○ ○ ○ ○</p>	<p>Cabbage</p>  <p>○ ○ ○ ○ ○</p>	<p>Cones</p>  <p>○ ○ ○ ○ ○</p>
<p>Cook Book</p>  <p>○ ○ ○ ○ ○</p>	<p>Corn</p>  <p>○ ○ ○ ○ ○</p>	<p>Couch</p>  <p>○ ○ ○ ○ ○</p>	<p>Kangaroo</p>  <p>○ ○ ○ ○ ○</p>
<p>Kazoo</p>  <p>○ ○ ○ ○ ○</p>	<p>Ketchup</p>  <p>○ ○ ○ ○ ○</p>	<p>Kite</p>  <p>○ ○ ○ ○ ○</p>	<p>Kitten</p>  <p>○ ○ ○ ○ ○</p>





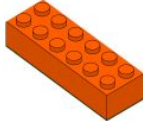











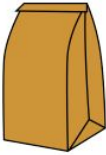
Speech Teammate WorkSheet

Initial /g/	/g/ Visual Cue 	Warm-up Sound g g g g g g g g g	Warm-up Syllables a u g e o i
Gas Pump  ○○○○	Gate  ○○○○	Go  ○○○○	Goat  ○○○○
Gold  ○○○○	Golf  ○○○○	Gum  ○○○○	Goldfish  ○○○○
Gummy Bear  ○○○○	Goose  ○○○○	Gorilla  ○○○○	Garbage  ○○○○
Gumballs  ○○○○	Guitar  ○○○○	Guacamole  ○○○○	Garlic  ○○○○


















Speech Teammate Worksheet

<p>Initial /f/</p>	<p>/d/ Visual Cue</p> 	<p>Warm-up Sound</p> <p>f f f</p> <p>f f f</p> <p>f f f</p>	<p>Warm-up Syllables</p> <p>a</p> <p>u f e</p> <p>o i</p>
<p>Fire Station</p>  <p>o o o o o</p>	<p>Film</p>  <p>o o o o o</p>	<p>February</p>  <p>o o o o o</p>	<p>Feather</p>  <p>o o o o o</p>
<p>Firecrackers</p>  <p>o o o o o</p>	<p>Firewood</p>  <p>o o o o o</p>	<p>Fish</p>  <p>o o o o o</p>	<p>Farm</p>  <p>o o o o o</p>
<p>Fist</p>  <p>o o o o o</p>	<p>Folders</p>  <p>o o o o o</p>	<p>Fangs</p>  <p>o o o o o</p>	<p>Football</p>  <p>o o o o o</p>
<p>Factory</p>  <p>o o o o o</p>	<p>Fox</p>  <p>o o o o o</p>	<p>Fuel</p>  <p>o o o o o</p>	<p>Phone</p>  <p>o o o o o</p>

















Speech Teammate WorkSheet

Initial /l/	/l/ Visual Cue 	Warm-up Sound l l l l l l l l l	Warm-up Syllables a u l e o i
Ladybug 	Lava 	Lemon 	Lego 
Lemonade 	Lettuce 	Life Guard 	Lightbulb 
Lighthouse 	Lightning 	Lion 	Lizard 
Llama 	Lock 	Lockers 	Lunch 


















Speech Teammate Worksheet

<p>Blends /l/</p>	<p>/l/ Visual Cue</p> 	<p>Warm-up Sound</p> <p>l l l l l l l l l</p>	<p>Warm-up Syllables</p> <p>a u l e o i</p>
<p>Bleachers</p>  <p>o o o o o</p>	<p>Black Bear</p>  <p>o o o o o</p>	<p>Blackberry</p>  <p>o o o o o</p>	<p>Blackboard</p>  <p>o o o o o</p>
<p>Flower</p>  <p>o o o o o</p>	<p>Climb</p>  <p>o o o o o</p>	<p>Clover</p>  <p>o o o o o</p>	<p>Clown</p>  <p>o o o o o</p>
<p>Glasses</p>  <p>o o o o o</p>	<p>Globe</p>  <p>o o o o o</p>	<p>Gloves</p>  <p>o o o o o</p>	<p>Glue</p>  <p>o o o o o</p>
<p>Plate</p>  <p>o o o o o</p>	<p>Plug</p>  <p>o o o o o</p>	<p>Plum</p>  <p>o o o o o</p>	<p>Plus</p>  <p>o o o o o</p>







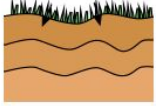
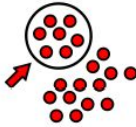









Speech Teammate WorkSheet

<h2>Initial</h2> <h3>sh</h3>	<h3>sh Visual Cue</h3> 	<h3>Warm-up Sound</h3> <p>sh sh sh sh sh sh sh sh sh</p>	<h3>Warm-up Syllables</h3> <p>a u sh e o i</p>
<h3>Chandelier</h3>  <p>○ ○ ○ ○ ○</p>	<h3>Sharks</h3>  <p>○ ○ ○ ○ ○</p>	<h3>Shave</h3>  <p>○ ○ ○ ○ ○</p>	<h3>Sheep</h3>  <p>○ ○ ○ ○ ○</p>
<h3>Sheets</h3>  <p>○ ○ ○ ○ ○</p>	<h3>Shell</h3>  <p>○ ○ ○ ○ ○</p>	<h3>Shield</h3>  <p>○ ○ ○ ○ ○</p>	<h3>Shirt</h3>  <p>○ ○ ○ ○ ○</p>
<h3>Shoes</h3>  <p>○ ○ ○ ○ ○</p>	<h3>Shopping</h3>  <p>○ ○ ○ ○ ○</p>	<h3>Shorts</h3>  <p>○ ○ ○ ○ ○</p>	<h3>Shot</h3>  <p>○ ○ ○ ○ ○</p>
<h3>Shovel</h3>  <p>○ ○ ○ ○ ○</p>	<h3>Shower</h3>  <p>○ ○ ○ ○ ○</p>	<h3>Shrimp</h3>  <p>○ ○ ○ ○ ○</p>	<h3>Sugar</h3>  <p>○ ○ ○ ○ ○</p>


Speech Teammate WorkSheet

<p>Initial ch</p>	<p>ch Visual Cue</p> 	<p>Warm-up Sound</p> <p>ch ch ch ch ch ch ch ch ch</p>	<p>Warm-up Syllables</p> <p>a u ch e o i</p>
<p>Chicken</p>  <p>○ ○ ○ ○ ○</p>	<p>Chess</p>  <p>○ ○ ○ ○ ○</p>	<p>Charts</p>  <p>○ ○ ○ ○ ○</p>	<p>Cherry</p>  <p>○ ○ ○ ○ ○</p>
<p>Cheeseburger</p>  <p>○ ○ ○ ○ ○</p>	<p>Check</p>  <p>○ ○ ○ ○ ○</p>	<p>Charger</p>  <p>○ ○ ○ ○ ○</p>	<p>Chalkboard</p>  <p>○ ○ ○ ○ ○</p>
<p>Chain</p>  <p>○ ○ ○ ○ ○</p>	<p>Chair</p>  <p>○ ○ ○ ○ ○</p>	<p>Cheerleader</p>  <p>○ ○ ○ ○ ○</p>	<p>Chop</p>  <p>○ ○ ○ ○ ○</p>
<p>Chocolate</p>  <p>○ ○ ○ ○ ○</p>	<p>Chopsticks</p>  <p>○ ○ ○ ○ ○</p>	<p>Chirp</p>  <p>○ ○ ○ ○ ○</p>	<p>Chips</p>  <p>○ ○ ○ ○ ○</p>

Speech Teammate workSheet

<p>Initial /s/</p>	<p>/s/ Visual Cue</p> 	<p>Warm-up Sound</p> <p>s s s</p> <p>s s s</p> <p>s s s</p>	<p>Warm-up Syllables</p> <p>a</p> <p>u S e</p> <p>o i</p>
<p>Cinnamon Roll</p>  <p>○ ○ ○ ○ ○</p>	<p>Salt</p>  <p>○ ○ ○ ○ ○</p>	<p>Sandals</p>  <p>○ ○ ○ ○ ○</p>	<p>Sandbox</p>  <p>○ ○ ○ ○ ○</p>
<p>Sick</p>  <p>○ ○ ○ ○ ○</p>	<p>Soil</p>  <p>○ ○ ○ ○ ○</p>	<p>Some</p>  <p>○ ○ ○ ○ ○</p>	<p>Songbook</p>  <p>○ ○ ○ ○ ○</p>
<p>Sour</p>  <p>○ ○ ○ ○ ○</p>	<p>Sandwich</p>  <p>○ ○ ○ ○ ○</p>	<p>Suitcase</p>  <p>○ ○ ○ ○ ○</p>	<p>Summit</p>  <p>○ ○ ○ ○ ○</p>
<p>Sun</p>  <p>○ ○ ○ ○ ○</p>	<p>Sunglass</p>  <p>○ ○ ○ ○ ○</p>	<p>Surfboards</p>  <p>○ ○ ○ ○ ○</p>	<p>Sushi</p>  <p>○ ○ ○ ○ ○</p>


Speech Teammate workSheet

<p>Initial th</p>	<p>th Visual Cue</p> 	<p>Warm-up Sound</p> <p>th th th</p> <p>th th th</p> <p>th th th</p>	<p>Warm-up Syllables</p> <p>a</p> <p>u th e</p> <p>o i</p>
<p>Thankful</p>  <p>○ ○ ○ ○ ○</p>	<p>Theater</p>  <p>○ ○ ○ ○ ○</p>	<p>Them</p>  <p>○ ○ ○ ○ ○</p>	<p>Three</p>  <p>○ ○ ○ ○ ○</p>
<p>They</p>  <p>○ ○ ○ ○ ○</p>	<p>Things</p>  <p>○ ○ ○ ○ ○</p>	<p>Think</p>  <p>○ ○ ○ ○ ○</p>	<p>Third</p>  <p>○ ○ ○ ○ ○</p>
<p>Thirsty</p>  <p>○ ○ ○ ○ ○</p>	<p>Thorn</p>  <p>○ ○ ○ ○ ○</p>	<p>Thread</p>  <p>○ ○ ○ ○ ○</p>	<p>Throne</p>  <p>○ ○ ○ ○ ○</p>
<p>Throw Away</p>  <p>○ ○ ○ ○ ○</p>	<p>Thumb</p>  <p>○ ○ ○ ○ ○</p>	<p>Thumbtack</p>  <p>○ ○ ○ ○ ○</p>	<p>Thunder</p>  <p>○ ○ ○ ○ ○</p>

1. CIRCLE THE SUPERHERO NEXT TO A STAR.





2. COLOR THE STAR BETWEEN THE SUPERHEROES.



3. COLOR THE STAR TO THE RIGHT OF A SUPERHERO.



4. COLOR THE SUPERHERO IN FRONT OF A STAR.



1. COLOR THE BOOK IN FRONT OF THE SUPERHERO.




2. COLOR THE BOOKS UNDER THE SUPERHERO.




3. CIRCLE THE CAT ON THE LEFT OF THE SUPERHERO




4. COLOR THE SUPERHERO IN FRONT OF A BOOK.




1. DRAW A STAR UNDER THE SUPERHERO.



2. DRAW A STAR ON THE NOTEBOOK.




3. DRAW A STAR NEXT TO THE CAR.





On Monday, Maddie and Elizabeth walked home from school together. Then they drew with sidewalk chalk.

1. Who did Maddie walk with?
2. What day did they walk together?
3. What did they do after they got home?



Tomorrow Elijah is going to the dentist. He likes going to the dentist because Dr. Michael always tells funny jokes. He also enjoys picking a prize from treasure chest when he is all done.

1. Where is Elijah going tomorrow?
2. What is the Dentist's name?
3. Why does Elijah like going to the dentist?



Will has chores to do on Saturday. First, he has to take out the trash. Next, he has to pull weeds. His dad will pay him five dollars if he does a good job.

1. Who is this story about?
2. What are some of his chores?
3. How much money will his dad pay him if he does a good job?

Possessive S

This is Jack. Whose ball is that?

(Jack's ball.)



This is Kate. Whose doll is that?

(Kate's doll.)



This is Matt. Whose desk is that?

(Matt's desk.)




This is Pat. Whose bike is that?

(Pat's bike.)



This is Eric. Whose book is that?

(Eric's book.)



This is Brook. Whose hat is that?

(Brook's hat.)

